

Power Transformer and Shunt Reactor

Step Up Transformer

Step Down Transformer

Auto Transformer

Furnace Transformer


Scott Transformer

Less Flammable Power Transformer

Natural Ester Fluid Transformer

Gas Transformer

Shunt Reactor



ILJIN Electric is a global leader in the heavy electrical industry providing the best products and services with cutting edge technology of world class and competitiveness.






ILJIN Electric Co., Ltd., established in 1968 from ILJIN Metal industry Company, the parent company of ILJIN, is reborn as a global heavy electric specialist that supplies core equipment and services on power generation, transmission and transformation of electric power and distribution through continuous R&D and constant product innovation during the past four decades.

The Heavy Electric division that provides total solution for supplying stable power from power stations & large-sized plants to customer has been recognized globally through the successful execution of domestic and overseas turnkey projects. The Heavy Electric division is emerging as a global heavy electric total solutions company that leads the 21st century by setting customer satisfaction as its top priority.

Since starting its power business through the development of substation fittings for the first time domestically, the Heavy Electric division is developing and manufacturing core device of electric equipment such as EHV transformer, EHV GIS, IPB, Gas S/W, Recloser and C-GIS. Furthermore, the Heavy Electric division is expanding its power business area by providing IT Technology products, eco-friendly products and smart grid products.





Power Transformer & Shunt Reactor

ILJIN is a reliable business partner
in the power industry



Contents


- 06 Production Range
 - Transformer
 - Shunt Reactor
- 09 Transformer Design
- 10 Core
- 12 Winding
- 14 Core and Coil Assembly
- 16 Final Assembly
- 18 Testing
- 19 Quality Assurance
- 20 ILJIN'S Customer in the world
- 22 ILJIN Electric Global Network

PRODUCT RANGE / OIL-IMMERSED TRANSFORMER DESIGN

Production Range

ILJIN transformer is becoming a world-class transformer manufacturer by meeting international standards such as IEC and ANSI, securing the ability to design, manufacture, and test in accordance with customer specifications in each country.

It supplies a variety of transformers that meet customer requirements and produces special transformers for various purposes such as single-phase or three-phase transformers, auto-transformer or multi-winding transformers, and shunt reactors.



Phase / Rated Frequency		Contents
Phase / Rated Frequency		1 or 3 Phase / 50 or 60 Hz
Insulation		Oil Type
Rated Voltage		Up to 765kV
Frame	Oil Preservation System	Conservator With Air Seal Cell Type N2 Sealed Type
	Cooling System	ONAN, ONAF, OFAN, OFAF, ODAF, OFWF, ODWF, KNAN, KANF, KFAF
	Base	Skid, Roller
Capacity		Up to 1,000MVA
Application		Substation, Generation Plant, Transmission & Distribution System, Electric Furnace, Scott Connection
Applied Standard	International Standard	IEC, ISO
	National Standard	KS, JEC, ANSI, BS, GOST, CSA
	Association Standard	KMC, ES, NEMA, TR2, ANSI (IEEE), JEMA

PRODUCT RANGE / GAS TRANSFORMER DESIGN

Production Range

ILJIN transformer is becoming a world-class transformer manufacturer by meeting international standards such as IEC and ANSI, securing the ability to design, manufacture, and test in accordance with customer specifications in each country.

It supplies a variety of transformers that meet customer requirements and produces special transformers for various purposes such as single-phase or three-phase transformers, auto-transformer or multi-winding transformers, and shunt reactors.



154kV 20MVA GDWF [1phase]



154kV 20MVA GDAF [1phase]



154kV 20MVA GDAF [1phase]

Phase / Rated Frequency		Contents
Phase / Rated Frequency		1 or 3 Phase / 60 Hz
Insulation		SF ₆ Gas
Rated Voltage		Up to 154kV
Frame	Cooling System	GDWF, GDAF
	Base	Skid, Roller
Capacity		Up to 60MVA
Application		Substations requiring fire safety (e.g. Urban substation, etc.)
Applied Standard	International Standard	IEC,ISO
	National Standard	KS,JEC,ANSI
	Association Standard	ES,NEMA, ANSI (IEEE)

PRODUCT RANGE / SHUNT REACTOR DESIGN

Production Range

ILJIN shunt reactor is becoming a world-class transformer manufacturer by meeting international standards such as IEC and ANSI, securing the ability to design, manufacture, and test in accordance with customer specifications in each country.

It supplies a variety of transformers that meet customer requirements and produces special transformers for various purposes such as single-phase or three-phase transformers, auto-transformer or multi-winding transformers, and shunt reactors.




345kV 100-200Mvar (3phase)



154kV 20Mvar (1phase)



154kV 30-60Mvar (3phase)

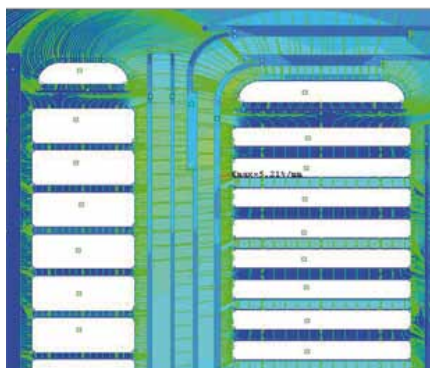

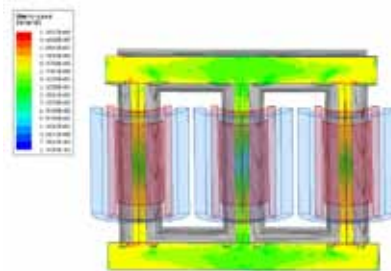



33kV 45Mvar (3phase)

Contents		Descriptions
Phase / Rated Frequency		1 or 3 Phase / 50 or 60 Hz
Insulation		Oil Type
Rated Voltage		Up to 345kV
Frame	Oil Preservation System	ConservatorWith Air Seal Cell Type N2SealedType
	Cooling System	ONAN, ONAF, OFAN, OFAF, ODAF, OFWF, ODWF, KNAN, KANF, KFAF
	Base	Skid, Roller
Capacity		Up to 200MVAR
Tap Changer Type		Fixed, Linear, Reversing, Coarse-Fine, De-energized
Application		Networks with distributed generation (e.g. solar, wind power plants, etc.) Transmission system with long overhead lines or cables Substation with rapidly changing loadconsumption (e.g. metropolis, etc.)
Applied Standard	International Standard	IEC, ISO
	National Standard	KS, JEC, ANSI, BS, GOST, CSA
	Association Standard	KMC, ES, NEMA, TR2, ANSI (IEEE), JEMA

Transformer Design

With the applications of finite element analytic software and 3D computer aided drawing model's dynamic electromagnetic field, stress field, coupling heat flow for synchronized R&D and proof test. Through service test of computer aided analytic procedure including impedance calculation, coil short circuit/mechanical endurance, magnetic field and coil eddy current loss, it's possible to really know transformer's internal stress field and electromagnetic field effects.



Core

The standard core construction type of ILJIN transformer is 'core form type having three legs core or five legs core for three phases ; two legs core or three legs core for single phases;four legs core for Scott transformer according to the customer's requirement.

Cold Rolled Grain oriented silicon steel sheets with high permeability and low hysteresis loss are used in the construction of cores. They are thinly stratified to reduce eddy loss, and the joints are arranged with the form of step-lap types to reduce loss and noise



- AUTO CORE CUTTING MACHINE (CUT TO LENGTH)




· CORE ASSEMBLY

ILJIN's Clamping method gives sturdy support and short-circuit strength to the windings by creating even pressure across the silicon steel sheets, keeping them firmly pressed together. This method helps to keep the core damage-free during transportation.



· CORE STACKING



· CORE BINDING



· ERECTION OF CORE ASSEMBLY

Winding

ILJIN strictly takes care of moisture and dust, during the manufacture process. Especially, every engineer and other staff-members always have to enter the Air Shower Machine before they get in to the workshop for the winding process.

The winding is made by copper conductor covered with several layers of insulation paper and enamel coating of high dielectric strength. And the CTC(Continuously Transposed Conductor) is composed of several wires individually covered with enamel and this entire wire unit is covered with several layers of insulation paper.



· WINDING SHOP



Layer Winding



Interleaved Winding



Disc Winding



Helical Winding

· THE VARIETY OF WINDING

Layer, Interleaved, Disc, Helical Winding



· AIR SHOWER MACHINE

staff-members always have to enter the Air Shower Machine before they get in to the workshop for the winding process.



· HORIZONTAL WINDING MACHINE



· VERTICAL WINDING MACHINE

Core and Coil Assembly

For insulation, all ILJIN transformers have a concentric winding structure. One or more insulating cylinders are placed around the core legs. The number of insulating cylinder depends on the voltage stress between the leg and the winding itself.

Vertical spacers are provided to produce an oil duct for the cooling of windings. Between the low and high voltage winding a number of insulating cylinders are provided at fixed distance from each other by using vertical spacers. The insulating cylinders are also placed between the phases.

After core and coil assembly is completed, it will be dried in the vapor phase drying plants under high vacuum condition for the purpose of eliminating moisture content.



· CORE AND COIL ASSEMBLY SHOP



· CORE AND COIL ASSEMBLY



· CORE AND COIL ASSEMBLY



· VAPOR PHASE DRYING PLANT

All of core and coil assembly should go through vapor phase drying process under vacuum condition to extract any moisture in core and coil.

Final Assembly

Tanks have sufficient strength to withstand on internal pressure and full vacuum without damage and permanent deformation. In addition Tanks are designed to be endured ocean transportation, earthquake and un-expected bad weather. And we double check the cracks and other weak points of welding parts before painting through the non-destructive inspection.

After conducting the in-tanking work and assembling the exterior parts, vacuum and oil filtration are performed.



· IN-TANKING PROCESS



· IN-TANKING PROCESS



· TANK & MAGNETIC SHIELD

In order to reduce stray loss from leakage flux, we attach magnetic shields on the wall of tank.



· FINAL ASSEMBLY

TESTING

Testing

We possess reliable world-class testing and measuring equipment, and a system that provide our customers with products of the highest quality. Characteristic tests, insulation tests and temperature rise test that meet international standards such as IEC, ANSI, JEC and BS.

- 01) Ratio Test
- 02) Polarity & Phase Relation Test
- 03) Winding Resistance Measurement
- 04) Impedance Voltage & Load Losses
- 05) Excitation Current & No Load Losses
- 06) Temperature Rise
- 07) Lightning Impulse
- 08) Switching Impulse
- 09) Low Frequency And Partial Discharge Test
- 10) BCT Polarity Test
- 11) BCT Resistance Test
- 12) BCT Allowable Error Test
- 13) BCT Excitation Current Characteristic
- 14) BCT Power Frequency Test
- 15) BCT Insulation Resistance Test
- 16) OLTC Insulation Resistance Test
- 17) OLTC Control Circuit Applied Voltage Test
- 18) Dissolved Gas In Oil Analysis
- 19) Low Frequency Test On Auxilliary Devices And
Control And Current Transformer Circuits
- 20) Operation & Control Circuit Intensity Test
- 21) Audible Sound Level
- 22) Winding & Core Insulation Resistance
- 23) Insulation Power Factor & Capacitance
- 24) SFRA Test
- 25) Zero-Phase Sequence Impedance Voltage
- 26) DFRA Test



QUALITY ASSURANCE

Quality Assurance

ILJIN Electric promises trust in products and services provided based on continuous R&D and excellent quality competitiveness.

We are doing our best to obtain test certification according to international standards such as KERI and KEMA test certification to satisfy customer's detailed requirements, relevant standards, and national standards including quality, environment, and safety and health certification systems.



TYPE TEST CERTIFICATION :

3 PHASE 50Hz 75/100/125MVA
220/72.5kV Power Transformer TESTED
BY KEMA HIGH-VOLTAGE LABORATORY, HOLLAND

COMPLETION OF TEST :

JANUARY 27, 2010



KS Q ISO 45001:2018 / ISO 45001:2018

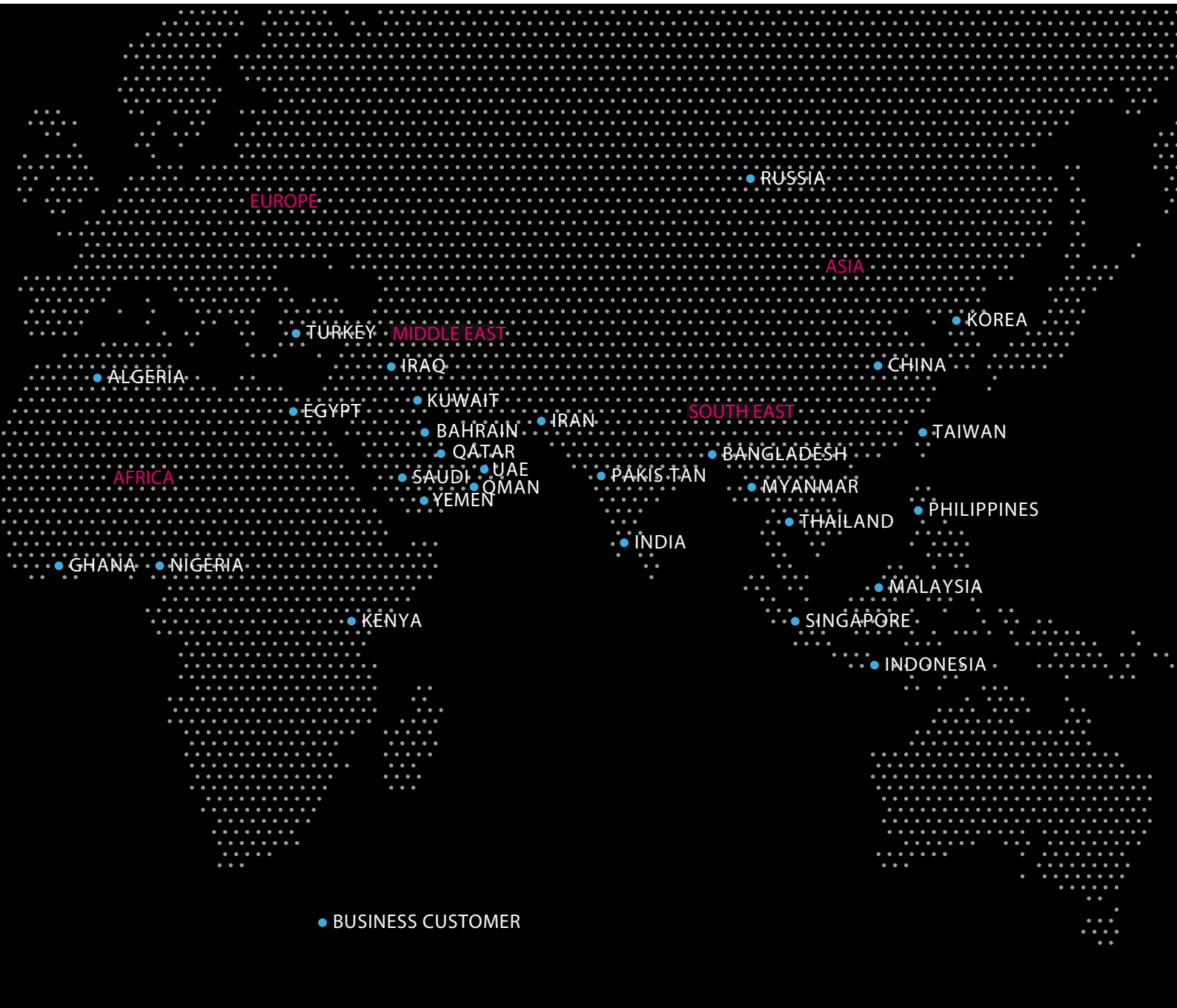


KS Q ISO 9001:2015 / ISO 9001:2015



KS I ISO 14001:2015 / ISO 14001:2015

ILJIN's Customer in the world



USA, 3 PHASE 500KV 350MVA



USA, 3 PHASE 345KV 448MVA



CANADA, 3 PHASE 138KV 42MVA



Tunisia, 3PHASE 225kV 200MVA



USA, 3 PHASE 69kV 150MVA



Australia, 3 PHASE 132kV 45MVA

ILJIN Electric Global Network

Seoul Sales Office

12F ILJIN Building 45, Mapo-daero,
Mapo-gu, Seoul, 121-716, Korea
Tel) +82-2-707-9144

Manufacturing Plant

Hwaseong 1st Plant (Headquarters, Switchgear)

905-17, Mannyeon-ro, Hwaseong-si,
Gyeonggi-do, 445-380, Korea
Tel) +82-31-220-0500

Hwaseong 2nd Plant (Power Cable)

905-64, Mannyeon-ro, Hwaseong-si,
Gyeonggi-do, 445-380, Korea
Tel) +82-31-220-0900

Hongseong Plant (Transformer & GIS)

467, Sandan-ro, Galsan-myeon, Hongseong-gun,
Chungnam-do, 350-852, Korea
Tel) +82-41-413-3000

Ansan Plant (SCR)

14 Block, 21, Neungan-ro, Danwon-gu, Ansan-si,
Gyeonggi-do, 425-100, Korea
Tel) +82-31-8085-7711



• Head Office



• Hwaseong 1st Plant



• Hwaseong 2nd Plant



Overseas Branch Offices

Singapore Branch Office

8 Boon Lay Way, #09-05 Tradehub 21,
Singapore 609964
Tel) +65-6659-0624
E-Mail) billy@iljin.co.kr

Saudi Arabia Branch Office (Riyadh)

Al Imam Saud Bin Abdulaziz,
Rd - Al Nuzha, Riyadh, Kingdom of Saudi Arabia
Tel) +966-11-499-2344
E-Mail) daniel.park@iljin.co.kr

Kuwait Branch Office

Block 4, Street 402, House No.4,
Egalia, Kuwait
E-Mail) uhm@iljin.co.kr

Overseas Subsidiary

ILJIN Electric USA, Inc.

15995 N. Barkers Landing Rd, Suite 310,
Houston, Texas 77079
Tel) +1-832-300-3339
E-Mail) yongju.shin@iljin.co.kr



• Hongseong Plant



• Ansan Plant



• ILJIN Industry complex



ILJIN ELECTRIC CO., LTD. HEAVY ELECTRIC DIVISION

Seoul office	04167, ILJIN Building 45, Mapo-daero, Mapo-gu, Seoul, Korea	I Tel : 82-2-707-9761 Fax : 82-2-707-9778
Hwaseong Factory (H.Q)	18365, 905-17, Mannyeon-ro, Hwaseong-si, Gyeonggi-do, Korea	I Tel : 82-31-220-0500 Fax : 82-41-631-9860
Hongseong Factory	32200, 99, Sandan-ro 388 beon-gil, Galsan-myeon, Hongseong-gun, Chungcheongnam-do	I Tel : 82-41-413-3252 Fax : 82-41-631-9860
Website	www.iljinelectric.co.kr	
ILJIN Family	ILJIN Electric / ILJIN Diamond / ILJIN Materials / ILJIN Display / ILJIN Steel / ILJIN Unisco / ILJIN Hysolus / Alpinion Medical Systems	